

GEETA DEVI DAV PUBLIC SCHOOL
BHANDARKOLA, SATAR ROAD, B. DODHAR BATA

**CREATIVE SUMMER VACATION
ASSIGNMENT
SESSION (2026-27)
CLASS - LKG**

Dear parents

We wish you and your child a very happy summer holidays. It's time to enjoy and create a bond with family friends and relatives. To utilise this time in the most constructive way we have prepared summer fun activities for our tiny tots on the principle of “learning by doing” for his/ her holistic development.



Note:- Holidays homework must be effort of the child. Parents must act as guides and facilitators but not the substitute to do the work .

Do the tasks below to develop ***Fine Motor Skills.***

- ***Brush your teeth.***
- ***Hold crayons and draw as you wish.***
- ***Use spoon to feed yourself.***
- ***Turn the pages of your book.***
- ***Turn a key in a lock.***


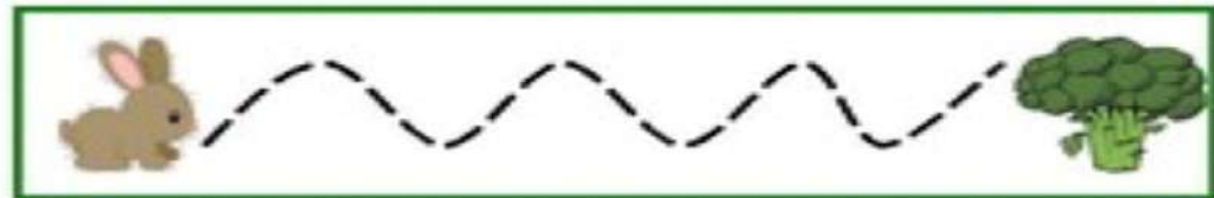
Do the tasks below to develop ***Gross Motor Skills.***

- ***Stand***
- ***Jump***
- ***Walk***
- ***Wave your arms***
- ***Throw and catch a ball***


English



Take a printout of this page. Trace the dots with crayons and paste it in 3 in 1 copy.



Take a printout of this page. Encircle the same picture and colour it. Paste this page in 3 in 1 copy.



Take a printout of this page. Match the things which go together with crayons and paste it in 3 in 1 copy.




Learn the given rhymes.

ONENESS

The sun is one,
The moon is one,
Above all the God is one!
The sky is one,
The earth is one,
Above all the God is one!

NATURE



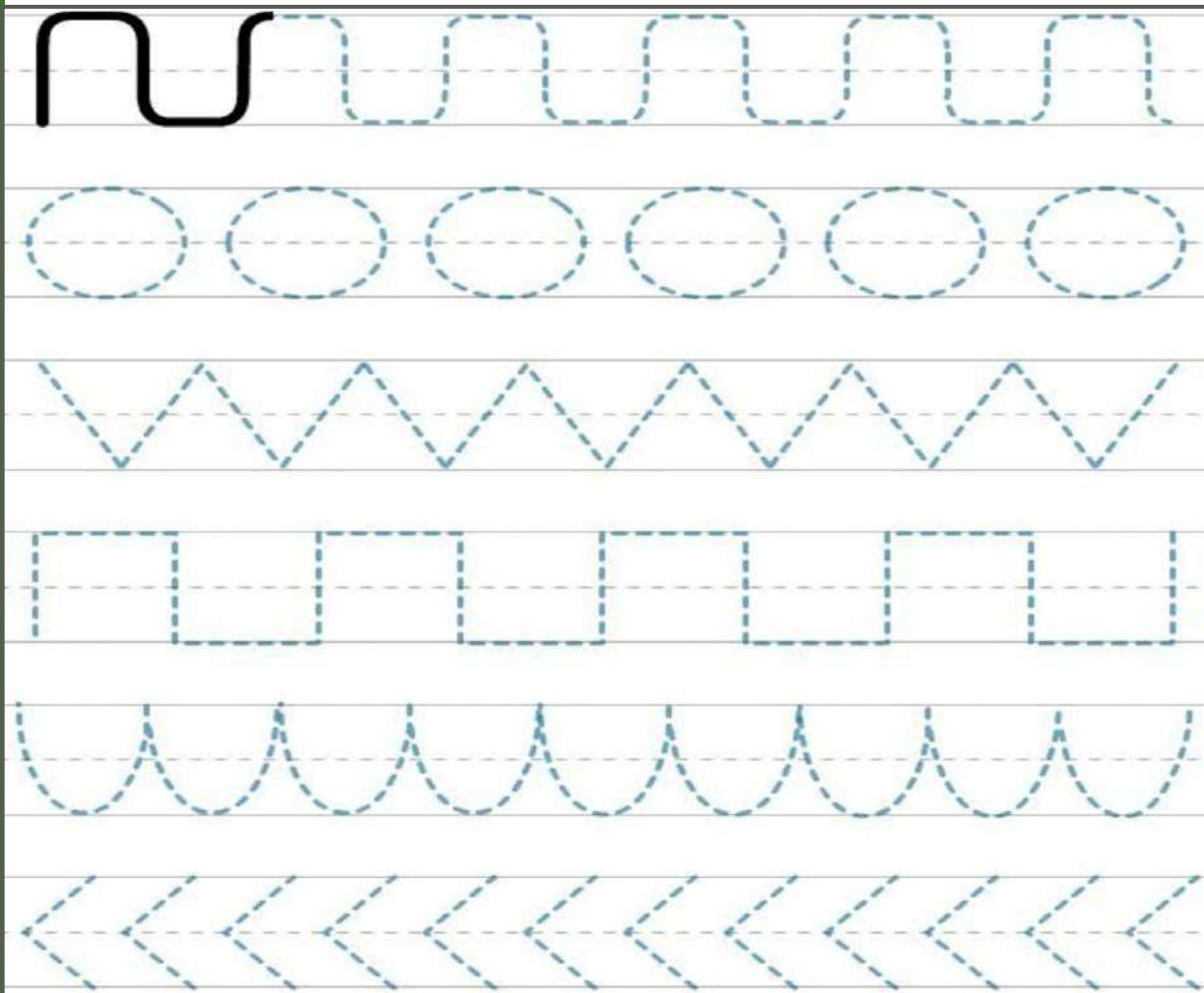
BITS OF PAPER

MANNERS

Bits of paper, bits of paper,
Lying on the ground, lying on the ground,
Makes the place untidy, makes the place untidy,
Pick them up, pick them up,
And throw them in the dustbin.



बिंदुओं का
मिलान कर
रेखाओं का
निर्माण करें।
इस पृष्ठ को 3
- 1 कॉपी में
चिपकाएं।

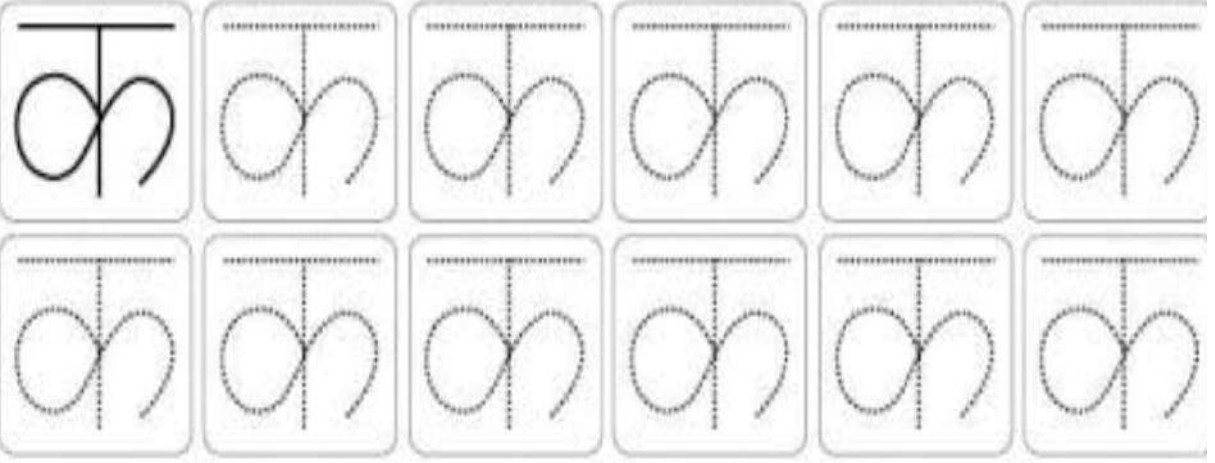


बिंदुओं का
मिलान कर अक्षर
'क' का निर्माण
करें और कबूतर
के चित्र में रंग
भरें। इस पृष्ठ को
3 -1 कॉपी में
चिपकाएं।

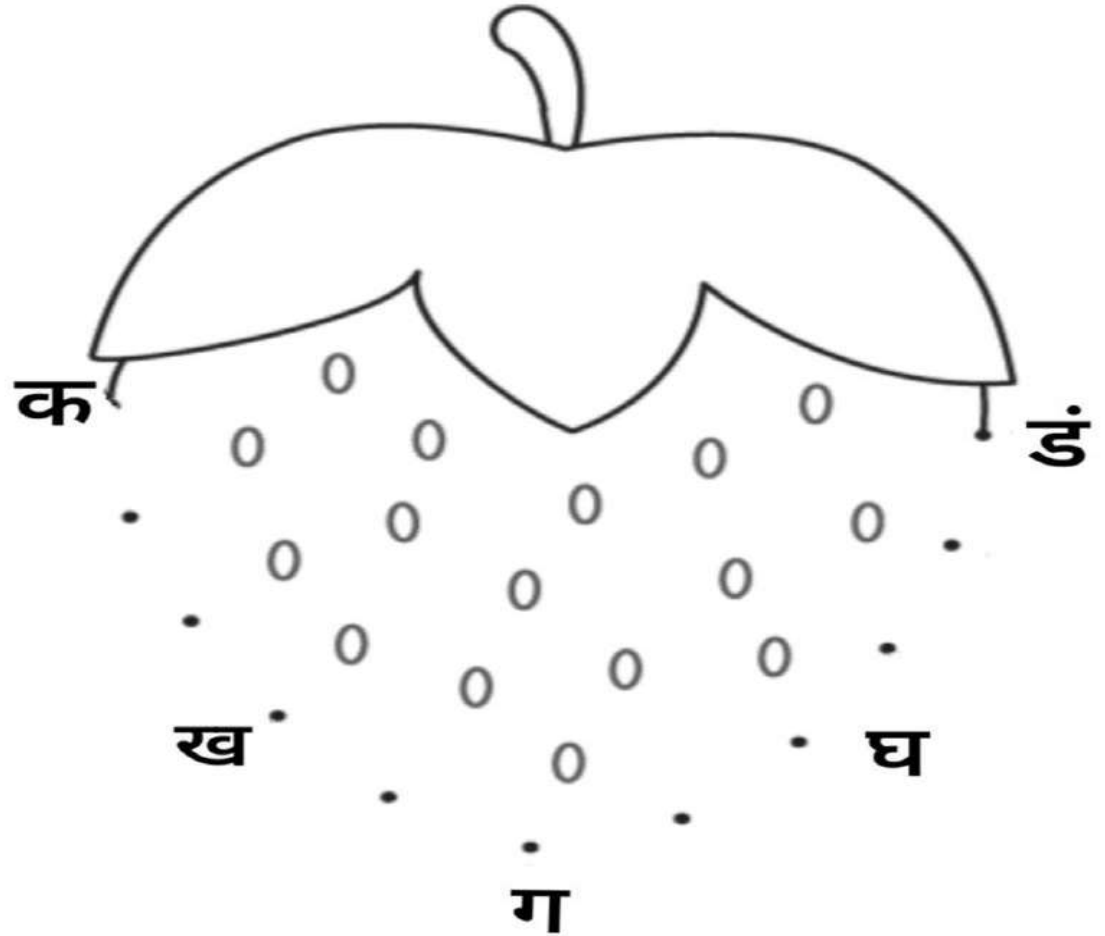
क



कबूतर



बिंदुओं का
मिलान कर चित्र
का निर्माण करें
और चित्र में रंग
भरें। इस पृष्ठ को
3 - 1 कॉपी में
चिपकाएं।




कविता:- तोता और मेरा परिवार कविता याद करें।

तोता

ANIMALS / BIRDS

तोता हूँ, मैं तोता हूँ,
हरे रंग का होता हूँ,
घोंच मेरी लाल है,
सुंदर मेरी चाल है,
बागों में मैं रहता हूँ,
मीठे फल मैं खाता हूँ।



मेरा परिवार


पापा - पापा, मेरे पापा,
दूर - दूर ले जाते पापा।
मम्मी - मम्मी, मेरी मम्मी,
रोज़ खिलाती मेरी मम्मी।
दादा - दादा मेरे दादा,
सच बोलना सिखलाते दादा।
दादी - दादी, मेरी दादी,
कहानी रोज़ सुनाती दादी।
भैया - भैया, मेरे भैया,
मुझे रोज़ समझाते भैया।
मेरे घर में सब हैं प्यारे,
अच्छे-अच्छे, न्यारे-न्यारे !



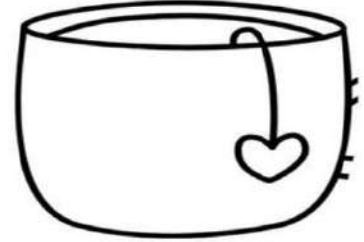
MATHEMATICS



**Draw what is missing in each picture and fill colour.
Paste it in 3 in 1 copy**



Draw the missing hands.



Draw the missing handle.




























Complete the missing handle.





Add the missing legs.

Complete the pattern by drawing the correct picture. Paste this page in 3 in 1 copy.

| | | | | | |
|---|--|---|---|---|--|
|  |  |  |  |  | |
|  |  |  |  |  | |
|  |  |  |  |  | |
|  |  |  |  |  | |
|  |  |  |  |  | |

















Match the objects to its shadow. Paste it in 3 in 1 copy.



EV S



See the picture and (✓) the correct options. Paste this page in EVS copy.

| |  |  |  |  |  |
|--|--|---|---|---|---|
|  |  |  |  |  |  |
|  | | | | | |
|  | | | | | |
|  | | | | | |
|  | | | | | |
|  | | | | | |

Put a (✓) for good habit and a (X) for bad one in the box, under the appropriate picture. Paste this page in EVS copy.



Pulling hair



Sharing



Pushing



Yelling



Greeting each other



Saying 'Thank You!'



Obeying traffic rules



Teasing animals



Keeping room tidy

Take a print out of this page. Do as asked and paste it in EVS copy

Body Parts

Identify and match the body parts



eyes

nose

leg

hand

arm

ear

mouth


foot

The page is decorated with a yellow star, a smiling sun, a blue butterfly, and a pink butterfly. The bottom edge features green bushes and colorful flowers.

ACTIVITY




बिंदी की सहायता से
अक्षर क और ख
का निर्माण करें।
इस क्रियाकलाप को
स्क्रेप बुक में
चिपकाएं



**Make a
bunch of
balloons with
thumb print.
Do this
activity in
scrap book.**



Make an apple with the help of tearing and pasting colourful papers. Do this activity in scrap book.



"During the summer vacation, take a family picture with your family from the place you're visiting and paste it in a scrapbook."

This is a lovely activity to:

1. Capture memories
2. Create a keepsake
3. Cherish moments with loved ones

Enjoy
SUMMER
holidays!

